



FALL 2018

FAST FACTS

Admissions

Majority of applicants to undergraduate programs at Cal Poly Pomona were California residents (96%). Half of the fall incoming class was comprised of transfer students.

First-Time Freshmen	36,660 Applied	20,342 Admitted	3,863 Enrolled
Transfers	15,602 Applied	9,356 Admitted	3,871 Enrolled

First-time freshmen had an average high school GPA of 3.51 and average SAT Total score of 1,141.

Top feeder high schools include Rancho Cucamonga HS, Diamond Bar HS, and Walnut HS. Top feeder transfer institutions include Mount San Antonio College, Citrus Community College, and Chaffey Community College.

Enrollment

Total enrollment for fall was 26,443 students, of which two-thirds are continuing students.

24,391
Undergraduate Students

88% Full-Time **22,118** FTE

1,512
Post Baccalaureate Students

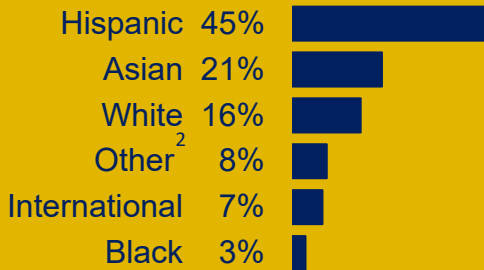
52% Full-Time **960** FTE

The average¹ one year retention rate for first-time freshmen is 87%.



Diversity

CPP enrolls a diverse student body and is a recognized Hispanic Serving Institution.



The student population is 47% female and 57% first generation college students.

Student Achievement

A total of 6,307 degrees were conferred in 2017-18.

5,823 Bachelor's **466** Master's **18** Doctorate

Six year graduation rates³ for first-time freshmen was 71%. Four year graduate rates for transfers was 80%.



FALL 2018

FAST FACTS

Fields of Study

Forty percent of the student body were STEM majors. The top enrolled programs include mechanical engineering, civil engineering, biology, psychology, and management & human resources.

5,858

Engineering

5,049

Business Administration

4,646

Letters, Arts & Social Sciences

4,286

Science

2,143

Agriculture

1,762

Environmental Design

1,367

Education & Integrative Studies

896

Hospitality Management

Housing

University Housing Services offers three living communities – Residential Halls, Residential Suites, and the Lyle Center for Regenerative Studies. 44% of full-time freshmen lived on campus during fall 2018. Overall, 90% of undergraduate students live off campus.

Faculty

There were a total of 1,311 faculty, of which 47% were full-time.

The student to faculty ratio was 25 to 1.

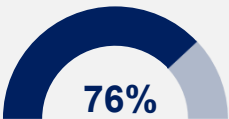
Alumni

There are more than 149,000 alumni⁴ and over 161,000 degrees awarded since 1956. Recent alumni have earned graduate degrees at CSU campuses (such as Pomona, Fullerton, Long Beach, Los Angeles, Northridge, San Diego), USC, Azusa Pacific, UCLA, UC Irvine, and University of Redlands.

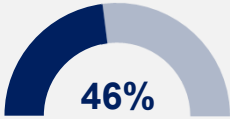
Tuition & Aid

Tuition and fees for full time undergraduate study was \$7,353 for the 2018-19 academic year.

Over \$219 million in student aid was given through grants, loans, federal work study, and scholarships in 2017-18⁵.



Receive Aid



Pell Eligible



Federal Loans

Footnotes:

- 1. Average one year retention rate based on fall 2015 through 2017 first time freshmen cohorts.
- 2. Other includes American Indian, Alaskan Native, Pacific Islander, multi-racial, and unknown race/ethnicity.
- 3. Six year graduation rate based on the fall 2012 first time freshmen cohort.
- 4. Data source: Alumni Association
- 5. Data source: Office of Financial Aid & Scholarships