



Write Your Name in Hieroglyphics

6th Grade Social Science

California Common Core Standard HSS6.2.5--Discuss the main features of Egyptian art and architecture

Theme: Egyptian Art and Architecture

Activity: The ancient Egyptian people used a graphical script with which to write. They used symbols as letters that translate fairly well to the English alphabet. Read up on the National Geographic page linked below and learn how your name would be written in hieroglyphics.

Materials Needed:




























- Piece of paper
- Pen or pencil
- Markers, crayons, colored pencils (if desired)

Developmental Objectives/Domains: By participating in this activity, you will:

- 1.) Develop an appreciation for different kinds of scripts, especially those of ancient peoples
- 2.) Understand the complexity and significance of an ancient script
- 3.) Enhance art and drawing skills

Visit National Geographic Kids at [this link](#) and follow the instructions on the page.

Egyptian hieroglyphs for souvenirs

A		H		O		V	
B		I		P		W	
C		J		Q		Y	
D		K		R		Z	
E		L		S		CH	
F		M		T		KH	
G		N		U		SH	