

Cars Visiting BioTrek

*** Driving Directions through October 2022 ***

From Los Angeles:

Take the 10 freeway EAST and exit at Kellogg Drive. Stay on Kellogg Drive. Make sure to be in the left lane; you will need to make a left turn to stay on Kellogg Drive to South Campus Drive. Make a right onto South Campus Drive until you reach Temple Avenue. Make a right onto Temple Avenue and then turn right onto University Drive. Follow University Drive until you reach **M lot** (the first stop sign you will see on campus) and make a left.

From Orange County:

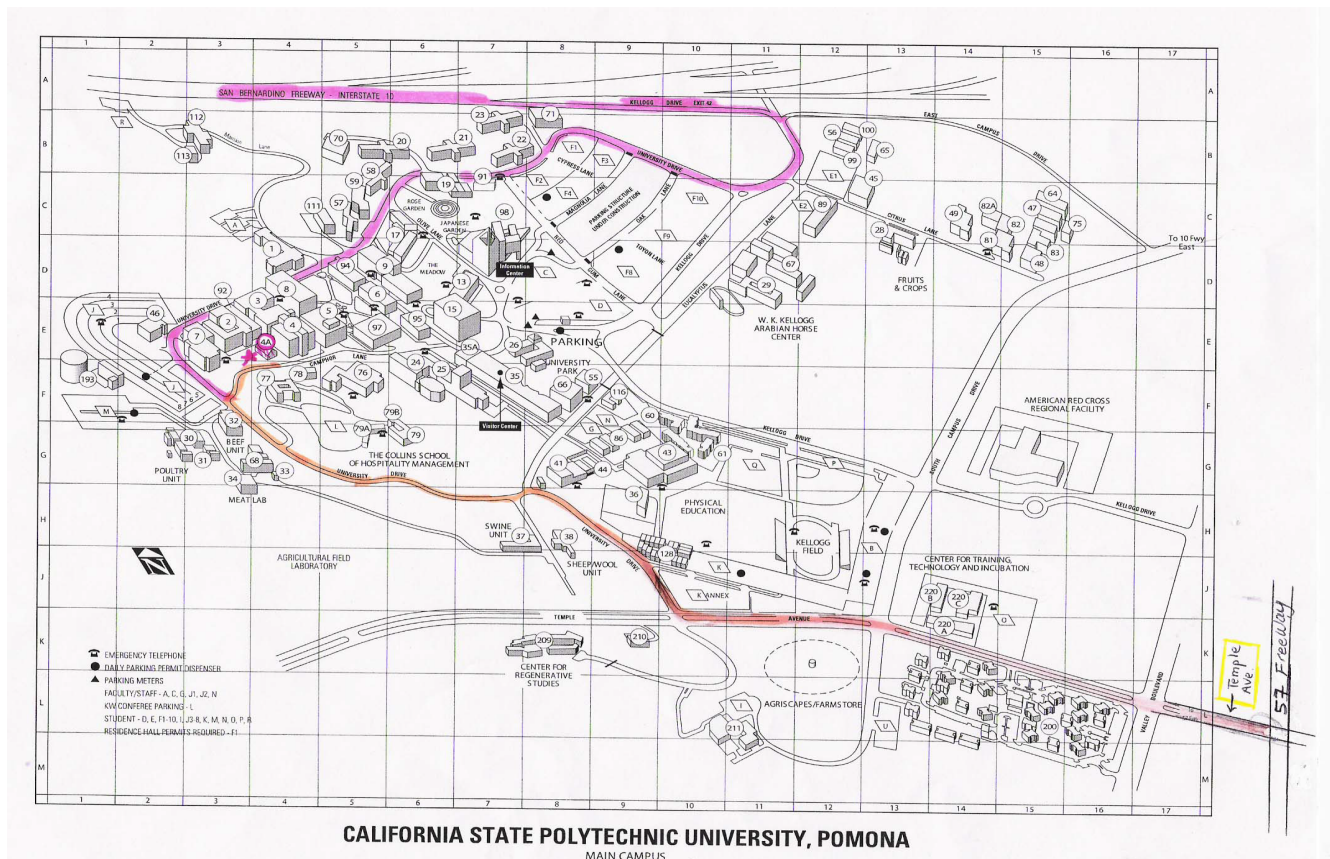
Take the 57 freeway NORTH to Temple Avenue and exit west (left-hand turn) to the campus. Make a right at University Drive. Follow University Drive until you reach **M lot** and make a left.

From The Inland Empire:

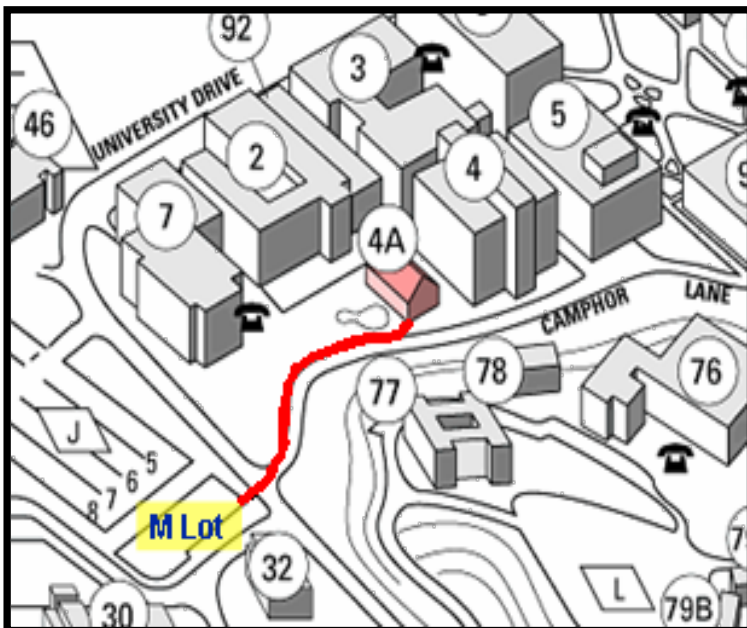
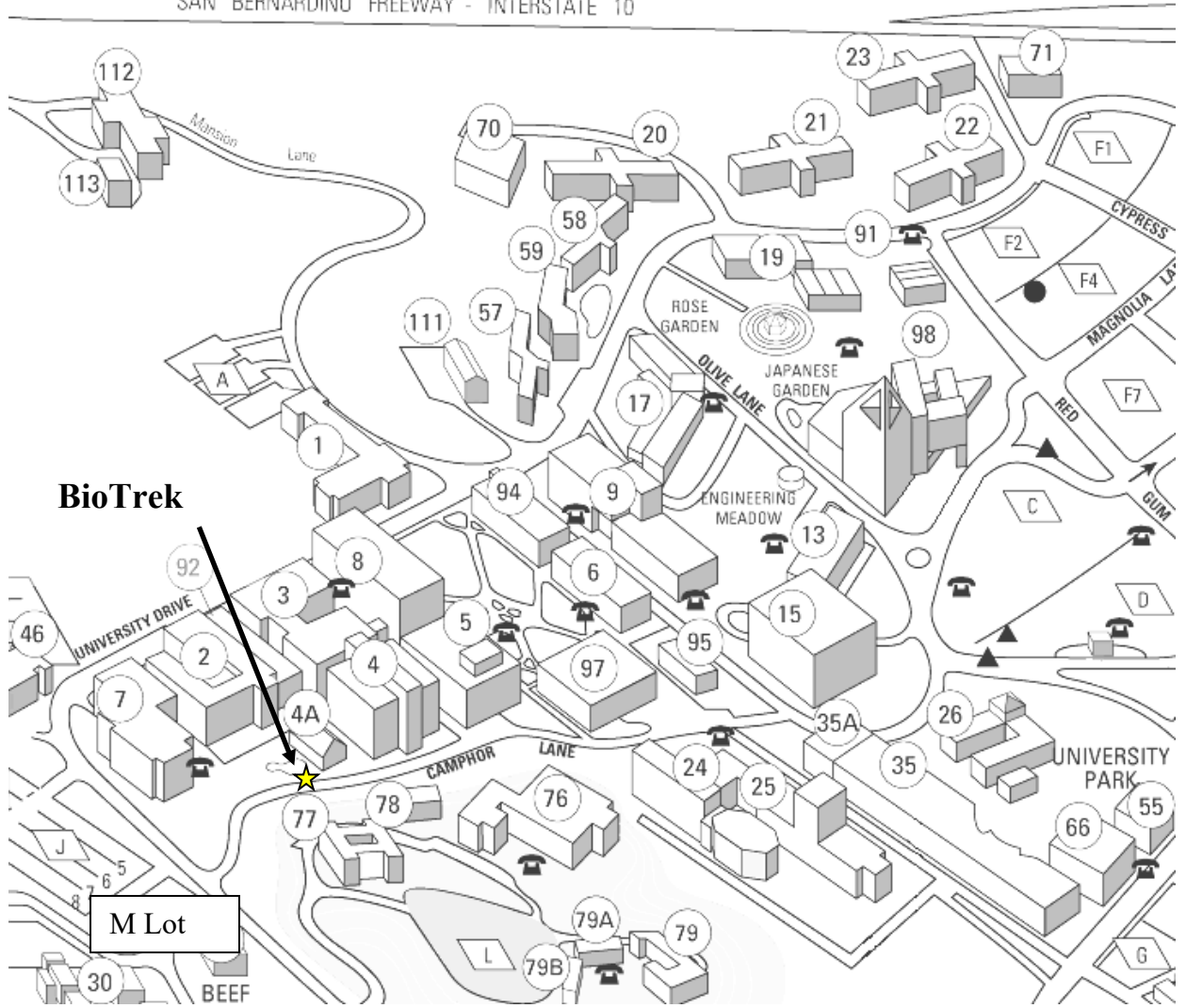
Take the 10 freeway WEST and exit at Kellogg Drive. Make a right onto Kellogg Drive; make sure to be in the left lane because you will need to make a left turn to stay on Kellogg Drive to South Campus Drive. Make a right onto South Campus Drive until you reach Temple Avenue. Make a right onto Temple Avenue and then turn right onto University Drive. Follow University Drive until you reach **M lot** (the first stop sign you will see on campus) and make a left.

From the Pasadena area:

Take the 210 freeway EAST to 57 Freeway SOUTH. Exit on Temple Avenue and turn west (right-hand turn) towards the campus. Make a right onto University Drive. Follow University Drive until you reach **M lot** and make a left.



SAN BERNARDINO FREEWAY - INTERSTATE 10



***** Parking Information *****

Parking passes are available for \$8 from vending machines in student parking lots J or M.

***** Questions/Concerns *****

Contact Edward Bobich-BioTrek Curator; Office: (909) 869-4053

Michelle Terrazino-BioTrek Horticultural Technician: (909) 869-4072